

Social services fo the Elderly in Finland: some slides gathered by...

Anna Haverinen

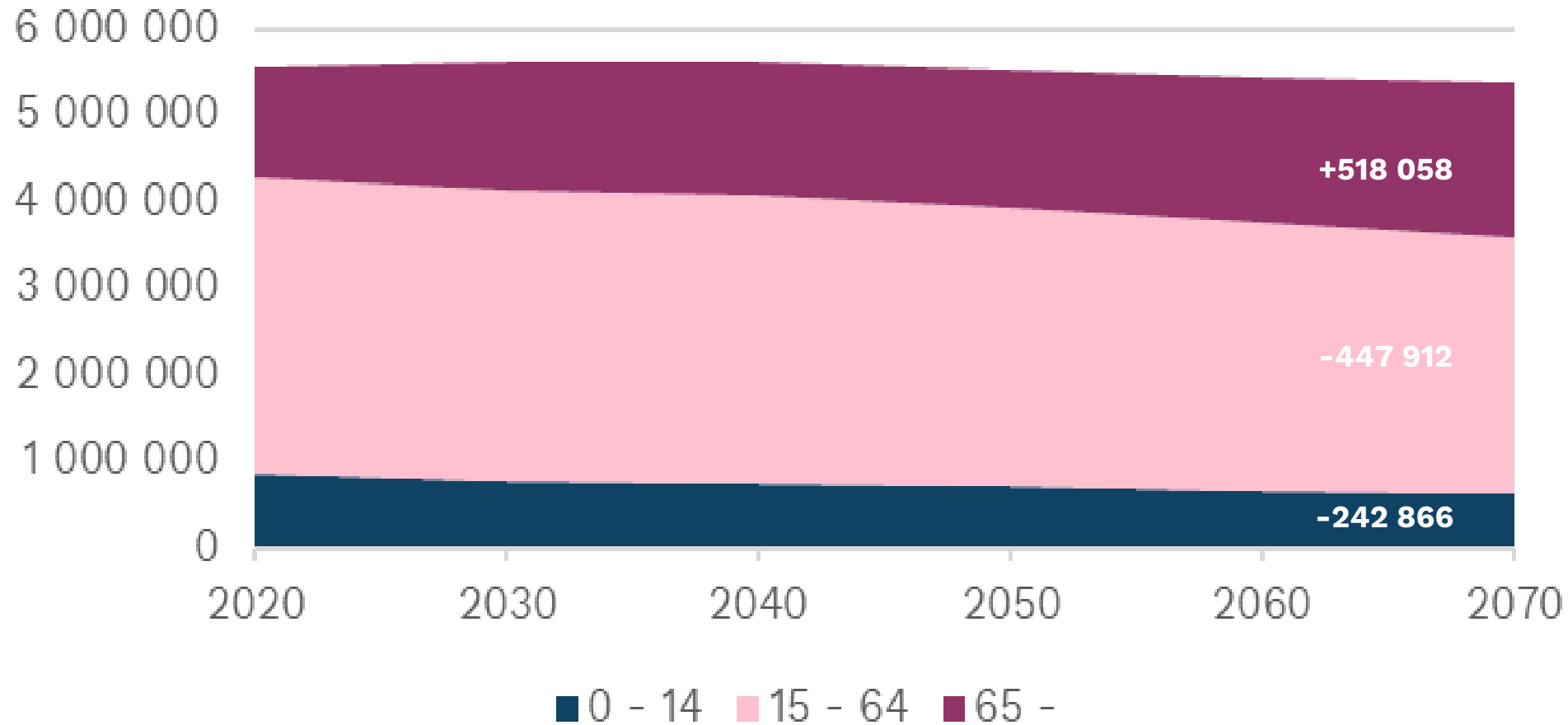
Senior adviser 21.9.2021

Association of Finnish Municipalities

Change of age groups years 2020-2070 Finland

Ikäryhmien määrä 2020-2070 (ennuste)

Tilastokeskus 2018






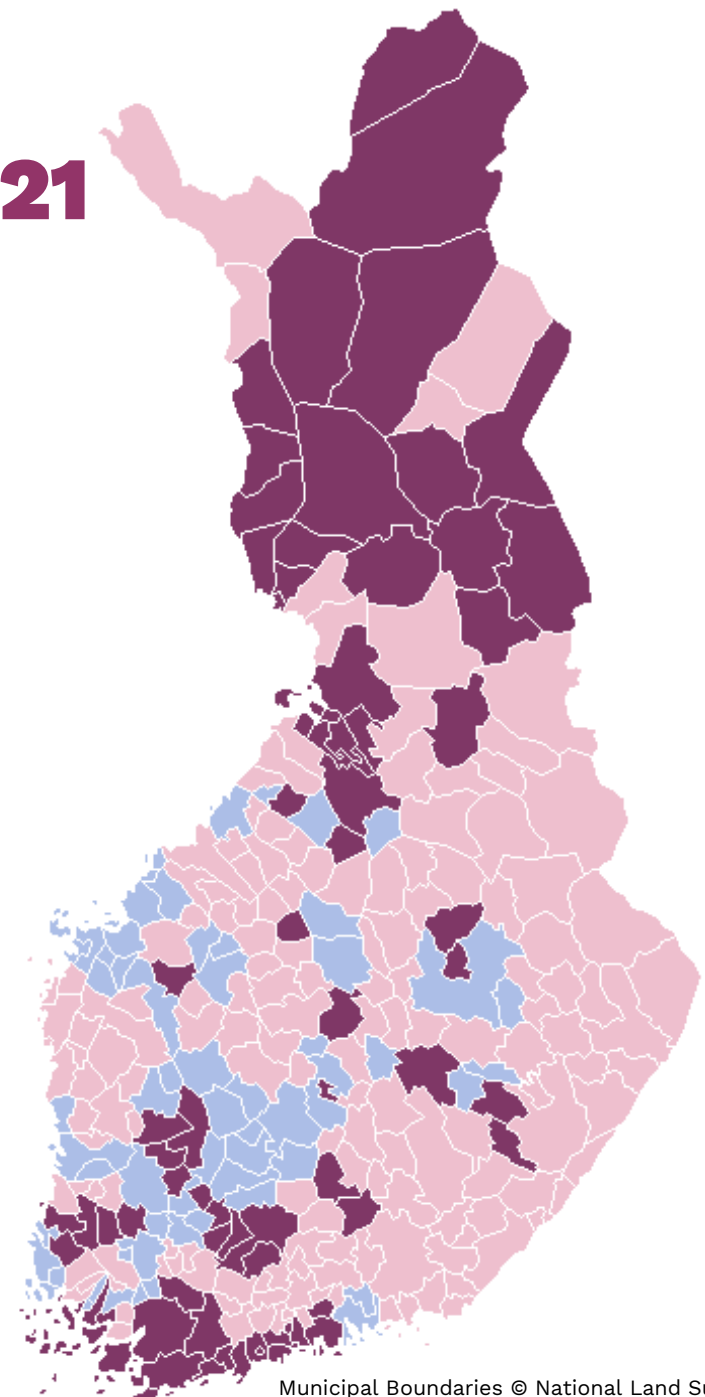
Organisation of primary care and social welfare services in 2021

Municipalities, main land Finland	293
Municipality arranges the services	75 municipalities, covers 48 % of the population
Local co-management areas	59 (include 218 municipalities), covers 52 % of the population

of which managed by a joint municipal authority	33 (incl. 157 municipalities)
a host municipality	26 (incl. 61 municipalities)

Primary care/social welfare arrangers 134

• municipalities	75	
• joint municipal authorities	33	
• host municipalities	26	



Finnish local authorities provide basic public services for their residents

Health care and social services








Responsibilities:

- services for older people
- services for people with disabilities
- child welfare and protection
- preventive and primary health care services
- specialised medical care
- dental care
- promotion of a healthy living environment.



General social services under the Social Welfare Act include

Municipalities must provide social services

- Social work and social guidance 
- Social rehabilitation
- Family care 
- Home services and home care 
- Informal care support 
- Housing services 
- Services in institutions 
- Services supporting mobility 
- Mental health and substance abuse services
- Child guidance and family counselling
- Supervision of contact sessions between parents and children



Services also for the Elderly

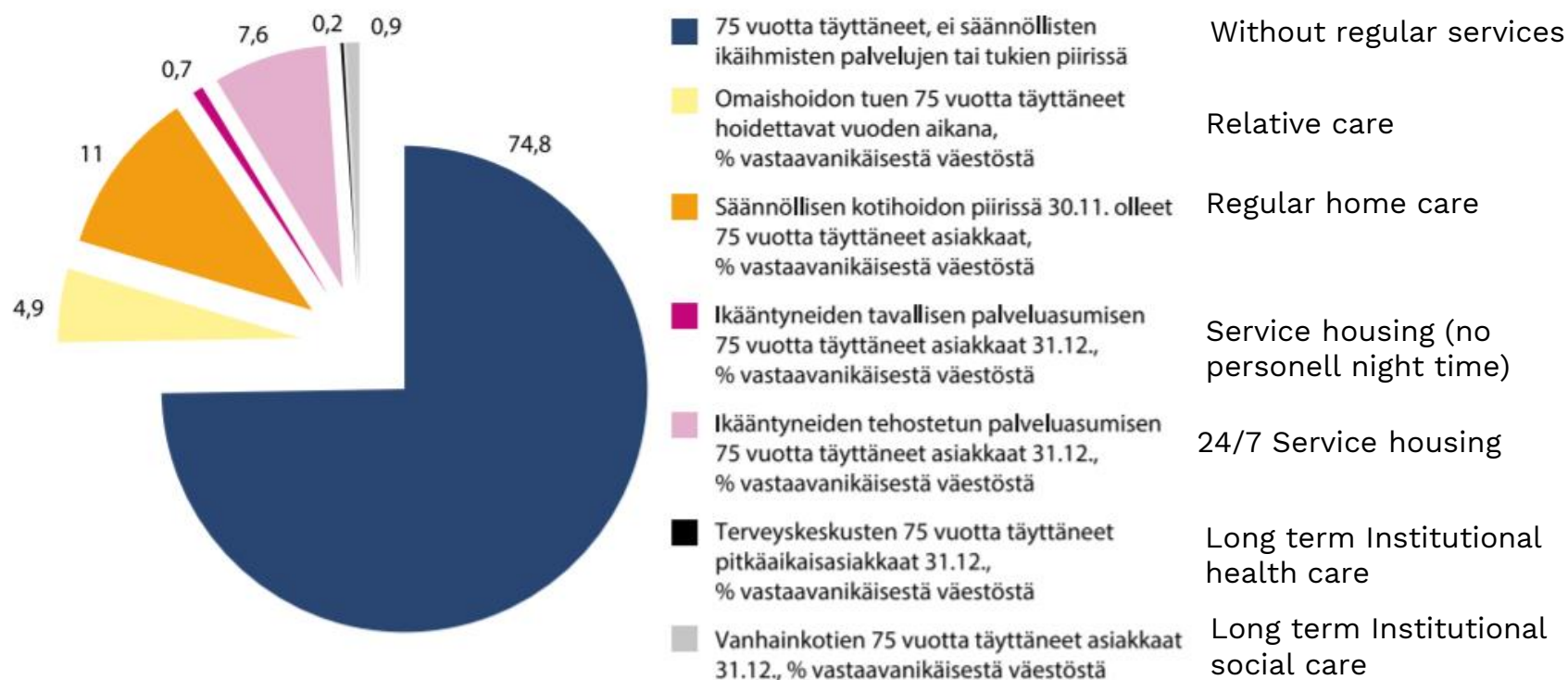
Service providers of Elderly

- Public sector
- Private sector (=for profit)
 - Tendering
 - Service voucher
- Third sector (=non profit)
 - Tendering
 - Service voucher
- Informal care



”Service structure” of the Elderly over 75 years old year 2017

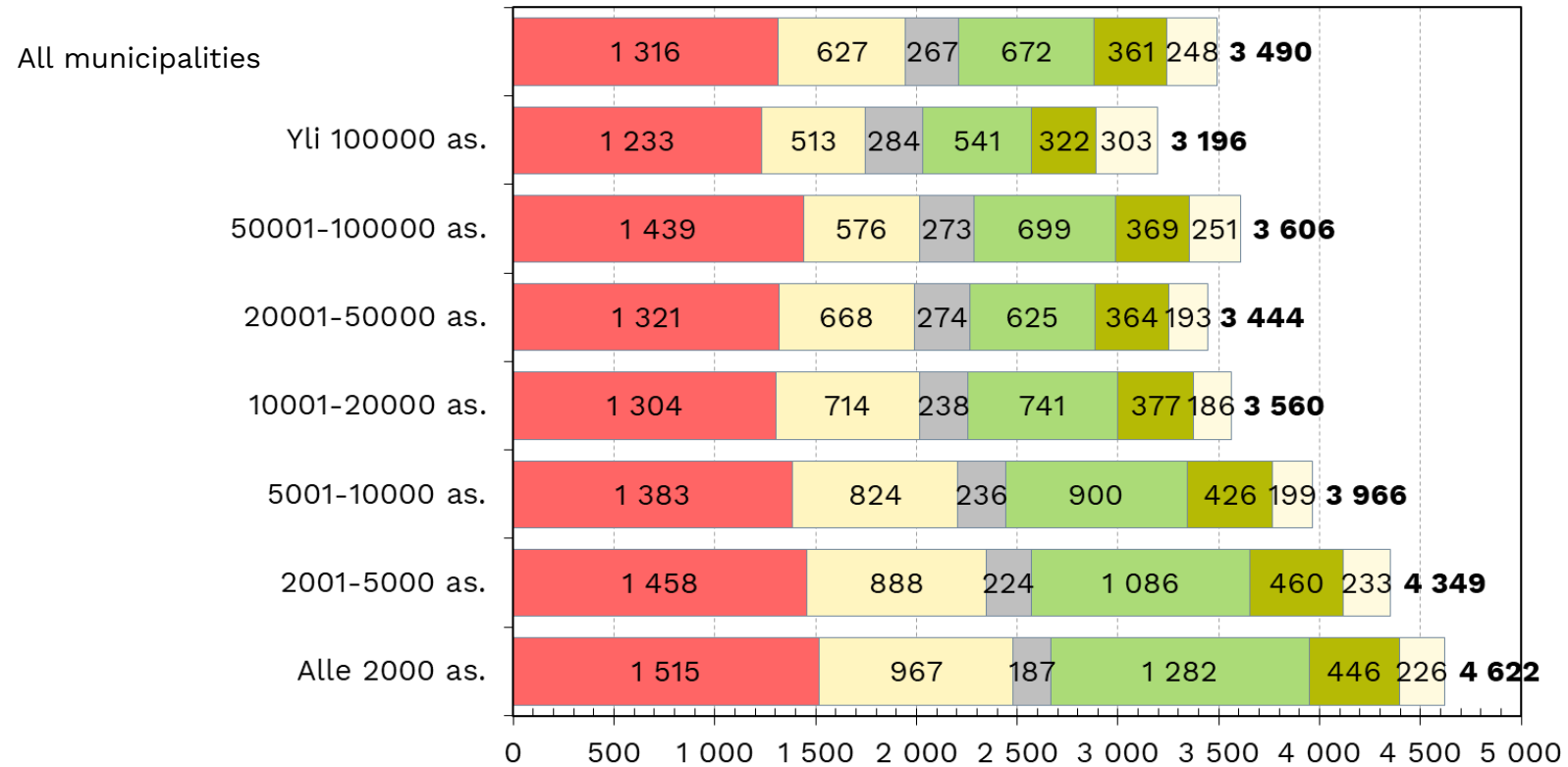
75 vuotta täyttäneiden ikäihmisten ”palvelurakenne” v. 2019



Source: National Age-programme until year 2030)

Lähde: STM 2020 Kansallinen ikäohjelma vuoteen 2030

Net costs of social and health care in Finland (municipalities per inhabitant) 2019



Lähde: Tilastokeskus
Päivitetty: 15.9.2020/MM

Some challenges of Elderly Care in Finland

Increase of the elderly population and decrease of the working population



Increased need for services, care and rehabilitation



Challenges to get educated staff

- **Need to finance increased care costs**
- **Capability and possibility to organize services**
- **To enable the elderly to live at home (extra difficulties in long distances)**
 - **Resources are allocated to high-cost services (f.ex 24/7 housing)**
 - **Equality in receiving services**
 - **Common national follow-up of quality of elderly care is lacking**
- **Better integration in social and health care and in basic and specialized care in elderly care**